




## 3M or ILC Dover Half Hood Doffing Checklist

Doffer black - **Doffing Partner red**

1. Perform hand hygiene
2. Remove gown & gloves in room
3. Exit patient room
4. Hand hygiene & don gloves 
5. **Wipe down motor, belt & tubing, use a clean wipe for hood/helmet** 
6. Unbuckle PAPR belt, hand to partner, **partner will hold belt**
7. **ILC Dover**-lean forward, grasp hood on the sides & pull forward & off, **partner will hold the tubing away from you**  
**3M Versaflo**-lift up & away from face using chin tab & rear knob, **partner will hold the tubing away from you**
9. Hand hygiene your gloves 
10. **Partner will turn off motor, hand PAPR equipment to HCW**
11. HCW will complete second wipe down of all PAPR surfaces, including the interior of the hood/helmet
12. Place wiped down equipment in designated holding area

If used for aerosol generating procedures, place in designated storage container for transport to reprocessing location.



QR Link  
to  
Doffing  
Video